



ASIAL

AUSTRALIAN SECURITY INDUSTRY
ASSOCIATION LIMITED

ASIAL SECURITY INDUSTRY LICENSING REPORT 2025



An annual snapshot of the
state of the security industry

Now in its 6th year, the **ASIAL Security Industry Licensing Report 2025** provides an annual update on individual and corporate security licence numbers across Australia. The report draws on licensing data from by state and territory security industry regulators.

Between 2019 and 2024, nationally the number of individual security licence holders grew by 19,801 – a 13.4% increase, whilst security firm/master licence holders grew 18.4% to 13,220.

Looking back even further, since the mid-1990's individual security licence numbers have risen by a massive 351%, reflecting the industry's rapid growth in safeguarding the community. Based on current growth projections individual security licence numbers will surpass 200,000 in the next 5 to 6 years.

What this clearly demonstrates is the increasing reliance by business, government and the wider community on the broad range of services provided by the security industry. What it also highlights is the urgent need to implement nationally consistent professional standards for the industry.

Private security personnel account for 51% of Australia's national security mix, more than defence and law enforcement forces combined. Achieving nationally consistent regulatory standards for the security industry is the elephant in the room when it comes to Australia's national security mix. By failing to act now, government is burying its head in the sand.

As the latest security licensing data illustrates, the longer we put off doing something about implementing national professional standards, the challenge faced will only become bigger. ASIAL will continue to advocate for nationally consistent professional standards which are in the best interests of the nation.

This year's figures show that individual security licence holders across Australia grew by 6.10% over the past year. The following jurisdictions recorded growth in individual security licence numbers – NSW (+2,368), WA (+1,261), VIC (+5,693), ACT (+460), SA (+171) and TAS (+151).

However, individual security licence numbers fell in QLD (-330) and the NT (-153). With the 2032 Brisbane Olympic and Paralympic Games fast approaching, it will be important to turnaround the drop in individual licence numbers in Queensland.

Overall security firm/master licence numbers increased by 237 to 13,220, with only NSW not to achieve growth. Despite this, NSW still accounts for close to 50% of all security firm/master licences issued in Australia.

Acknowledgement

ASIAL would like to acknowledge the support provided by each state and territory security industry regulator in providing the licensing data to prepare this report.

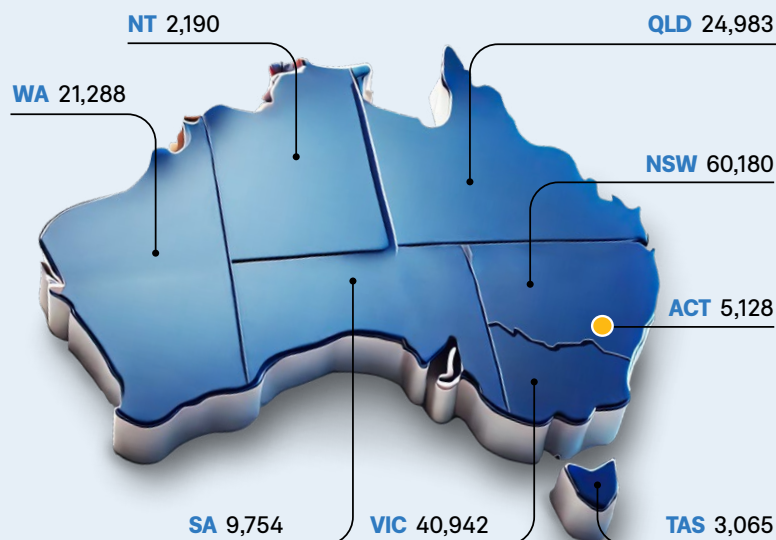
- **ACT** – Access Canberra
- **NSW** – Security Licensing & Enforcement Directorate, NSW Police Force
- **NT** – Department of Trade, Business and Asian Relations
- **QLD** – Office of Fair Trading
- **SA** – Consumer and Business Services
- **TAS** – Consumer Building and Occupational Services, Department of Justice
- **VIC** – Licensing & Regulation Division, VIC Police
- **WA** – Licensing Enforcement Division, WA Police



Individual Licences Snapshot

31 Dec 2024

	2023	2024	Change
ACT	4,668	5,128	+460
NSW	57,812	60,180	+2,368
NT	2,343	2,190	-153
QLD	25,313	24,983	-330
SA	9,583	9,754	+171
TAS	2,914	3,065	+151
VIC	35,249	40,942	+5,693
WA	20,027	21,288	+1,261
Total	157,909	167,530	+9,621

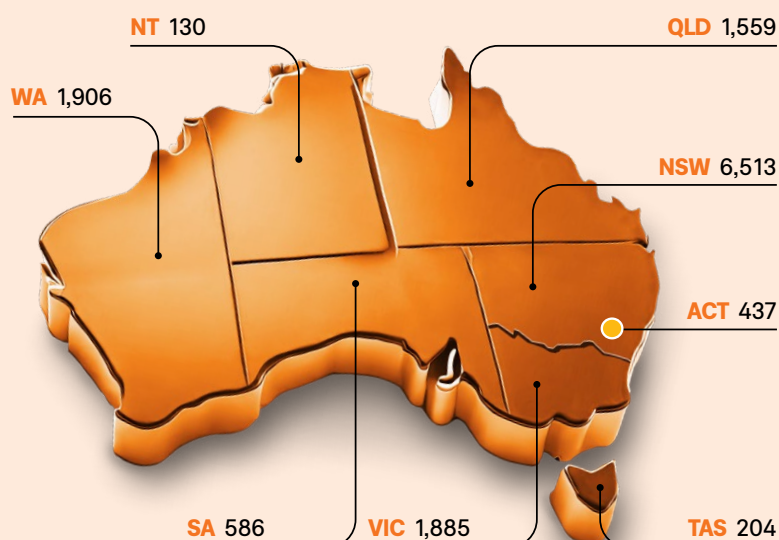


2024 TOTAL: **167,530**

Security Firm/Master Licences Snapshot

31 Dec 2024

	2023	2024	Change
ACT	387	437	+50
NSW	6,574	6,513	-61
NT	117	130	+13
QLD	1,501	1,559	+58
SA	507	586	+79
TAS	203	204	+1
VIC	1,867	1,885	+18
WA	1,827	1,906	+79
Total	12,983	13,220	+237

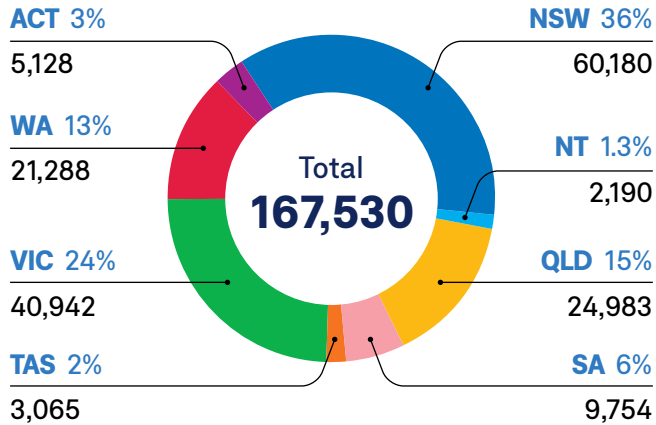


2024 TOTAL: **13,220**

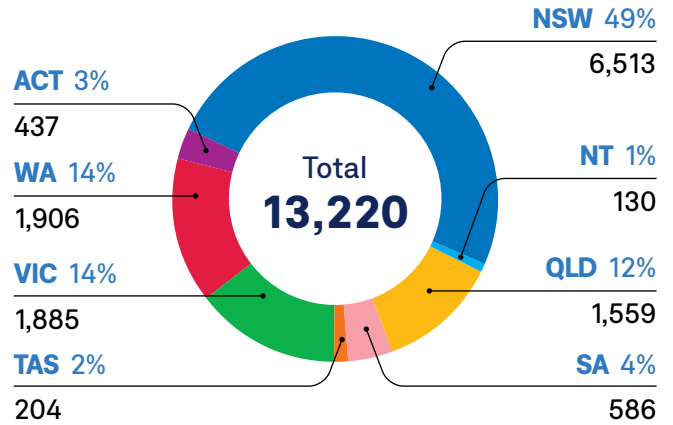
State of the Nation

Total Number of Licence Holders by State/Territory - End 2024

Individual Security Licence holders

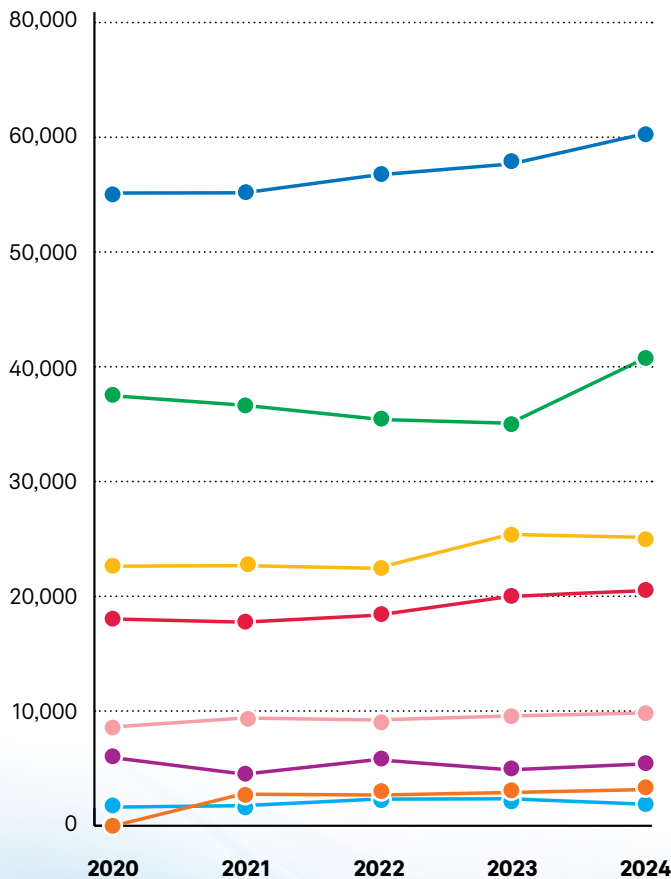


Security Firm / Master Licence holders

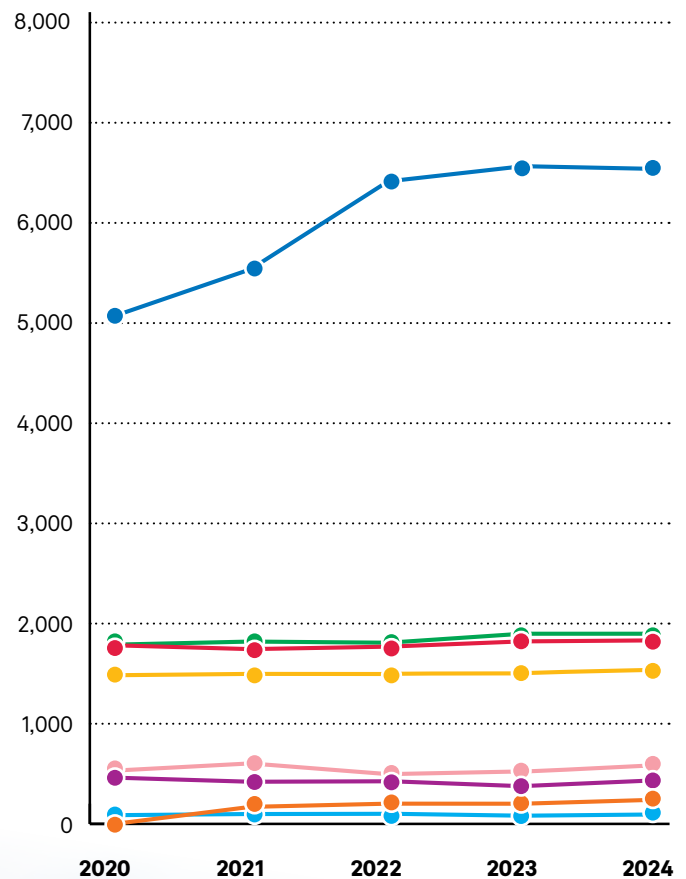


Year on Year Movement by State/Territory

Individual Security Licence holders



Security Firm / Master Licence holders



NSW VIC QLD WA SA ACT NT TAS

ACT

- The individual licence figure has increased by **460** over the period. This represents a growth of approximately **9.86%**.
- The Master licences figure has increased by **50** in the period, representing a **12.92%** increase.

+9.86%

Individual Licence Holders

	31 Dec 23	31 Dec 24
Total number of Individual licence holders	4,668	5,128
1A Patrol, guard, watch or protect property (including CIT)	4,016	4,400
1B Act as a bodyguard	152	124
1C Act as a crowd controller	3,624	4,087
1D Guard with a dog	36	30
1E Act as a monitoring centre operator	2,150	2,687
1FC Guard with a firearm for cash in transit	83	69
1FP Guard with a firearm for protecting property	45	37
2A Acts as a security consultant	201	183
2B Sell security equipment	483	469
2C Carry out surveys and inspections of security equipment	437	461
2D Give advice about security equipment	446	453
2E Install, maintain, monitor, repair or service security equipment	616	612
New individual licence applications	1,323	1,649
Individual licences cancelled/ terminated	0*	0

+12.92%

Master Licence Holders

	31 Dec 23	31 Dec 24
Total number of Master Licence holders	387	437
New Master Licence applications	72	62
Master Licences cancelled/ terminated	0*	0

NSW

- Individual licence numbers grew by **2,368**, reflecting strong demand for security professionals.
- Master Licences fell by a **0.93%**.

+4.10%

Individual Licence Holders

	31 Dec 23	31 Dec 24
Total number of individual licence holders	57,812	60,180
1A	46,467	48,599
1B	1,468	1,508
1C	2,185	2,518
1D	533	519
1E	23,317	25,543
1F	2,020	2,014
2A	1,721	1,777
2B	13,979	14,581
2C	15,739	16,689
2D	848	851
2E	1,641	1,813
New individual licence applications	7,256	7,640
Individual licence cancellations/ terminations	258	419

-0.93%

Master Licence Holders

	31 Dec 23	31 Dec 24
Total number of Master Licences	6,574	6,513
MA	1,573	1,525
MB	3,060	3,091
MC	1,394	1,350
MD	335	327
ME	212	220
New Master Licence applications	1,138	1,068
Master Licence cancellations/ terminations	76	55

QLD

- Individual licence numbers fell by **1.3% (-330)** to **24,983**.
- Security Firm Licences grew by **3.86% (+58)**, showing optimism in the security business sector.

-1.3% Individual Licence Holders

	31 Dec 23	31 Dec 24
Total number of Individual licence holders	25,313	24,983
New individual licence applications unrestricted	5,784	5,712
New individual licence applications restricted	96	62
Individual licences refused	200	163
Individual licences cancelled	412	233

+3.86% Security Firm Licence Holders

	31 Dec 23	31 Dec 24
Total number of Security Firm Licence holders	1,501	1,559
New Security Firm Licence applications	262	288
Security Firm licence refused	1	1
Security Firm licence cancelled	13	12

SA

- Individual licences saw a **1.78% increase (+171)**, showing steady growth in security licensing.
- Security Firm Licences grew strongly up **15.59% (+79)**, one of the highest percentage growths.

+1.78% Individual Licence Holders

	31 Dec 23	31 Dec 24
Total number of Individual licence holders	9,583	9,754
New individual licence applications	1,895	1,654
Individual licences cancelled/ terminated	1,227	1,311

+15.59% Security Firm Licence Holders

	31 Dec 23	31 Dec 24
Total number of Security Firm Licence holders	507	586
New Security Firm applications	74	74
Security Firm licences cancelled/ terminated	40	39

VIC

- Individual licence numbers grew by **5,693 (+16.15%)** highlighting strong growth.
- Security Firm Licences grew **0.96% increase (+18)**.

+16.15% Individual Licence Holders

	31 Dec 23	31 Dec 24
Total number of Individual licence holders	35,249	40,942
Crowd Controller, Security Guard	31,517	37,126
Security Guard	1,054	1,065
Bodyguard, Crowd Controller, Security Guard	835	823
Investigator	884	881
Crowd Controller, Investigator, Security Guard	280	290
Crowd Controller	210	191
Private Security Trainer, Crowd Controller, Security Guard	151	178
Other	318	388
Individual registration total	4,626	4,530
Security Equipment Installer, Security Advisor	2,601	2,532
Security Equipment Installer	1,462	1,458
Security Advisor	563	540
New individual licence applications	16,240	7,071
Individual licences cancelled/ suspended	249	144

+0.96% Business Licence Holders

	31 Dec 23	31 Dec 24
Total number of Business Licence holders	879	901
Crowd Control, Security Guard	439	407
Security Guard	164	227
Investigator	85	77
Crowd Control, Investigator, Security Guard	30	33
Private Security Trainer	23	27
Other	138	130
Approved new Business Licence applications	417	71
Business registrations	988	984

WA

- Individual licences rose by **6.3%** increase (+1,261), reflecting the continued strong growth in demand for security service post COVID.
- Security Agent Licences increased by **4.32%** (+79).

+6.3% Individual Licence Holders

	31 Dec 23	31 Dec 24
Total number of Individual licence holders	20,027	21,288
New individual licence applications	3,843	3,131

+4.32% Agent Licence Holders

	31 Dec 23	31 Dec 24
Total number of Agent Licence holders	1,827	1,906
Security Agent	1,417	1,482
Crowd Control Agent	243	240
Inquiry Agent	167	184
New Agent applications	237	244

NT

- Individual licences fell by **6.53%** (-153), reflecting the challenges of workforce retention and acquisition.
- The Security Firm/Master Licences figure shows a **11.11%** increase (+13), reflecting a growing number of licensed firms in the territory.

-6.53% Individual Licence Holders

	31 Dec 23	31 Dec 24
Crowd Controllers Licence only	17	10
Security Officer and Crowd Controllers	2,121	2,190
Security Officer only	205	175
New individual licence applications	771	615
Individual licences expired	538	747

+11.11% Security Firm Licence Holders

	31 Dec 23	31 Dec 24
Total number of Security Firm Licence holders	117	130
New Company/Firm applications	41	42
Company/Firm licences expired	60	36

TAS

- Individual licences increased by an impressive **5.18%** increase (+151), indicating a rising interest in security as a career.
- Body corporate agent members remained stable.

+2.66% Total Licensed Guards

	31 Dec 23	31 Dec 24
Commercial Employee	9	5
Crowd Control	2,867	2,783
Security Guard General	2,590	2,846
Monitoring Room Operator	500	493
Bodyguard	29	27
Permitted to use Guard Dog	6	5
Permitted to Carry Firearm	47	43
Permitted to Carry Baton	21	21
Permitted to Carry Handcuffs	21	21
Exemption to Display Licence	5	4
Total Licensed Security Guards General – Employee Level	6,086	6,248

+3.42% Total Licensed Individual Agents

	31 Dec 23	31 Dec 24
Commercial Agent	36	38
Crowd Control	147	145
Security Guarding General	163	159
Monitoring Room Operator	80	83
Bodyguard	40	39
Permitted to use Guard Dog	5	3
Permitted to Carry Firearm	36	39
Permitted to Carry Baton	16	17
Permitted to Carry Handcuffs	16	17
Exemption to Display Licence	4	4
Inquiry Agent	130	152
Total Licensed Individual Agents	673	696

+0.49% Body Corporate Agent – Class/ Activity

	31 Dec 23	31 Dec 24
Commercial Agent	13	12
Crowd Control	56	59
Security Guarding General	66	70
Monitoring Room Operator	32	32
Bodyguard	9	5
Inquiry Agent	27	26
Total Licensed Body Corporate – Agents	203	204

KEY FINDINGS

1

Private security personnel account for 51% of Australia's national security mix, more than defence and law enforcement forces combined.

2

Over the past year, nationally individual security licence numbers grew 6.10% to 167,530.

3

Over the past year, nationally Security Firm / Master Licence numbers grew 1.83% to 13,220.

4

Between 2019 and 2024, nationally the number of individual security licence holders grew by 19,801.

5

Overall Security Firm / Master Licence numbers increased by 18.36% between 2019 – 2024.

6

The only two jurisdictions record a fall in individual licence numbers were Queensland (-330) and Northern Territory (-153).



THE PEAK BODY
FOR THE SECURITY
INDUSTRY

